



UNIMECH GROUP, MALAYSIA



A MEMBER OF UNIMECH GROUP, MALAYSIA

## **Y-STRAINER FLANGED END CLASS 125**



### **ARF-805FE (A)**

Arita Cast Iron Y-Strainer is a devices which provides a mean to remove debris from a flowing fluid in a pipeline. A perforated screen or mesh is used to trap the debris in the strainer chamber. The strainer chamber is designed with a plug or cover that can be easily removed for maintenance purposes. The Y-Strainer can be installed either in horizontal or vertical down position and must be always before the valve or equipment.

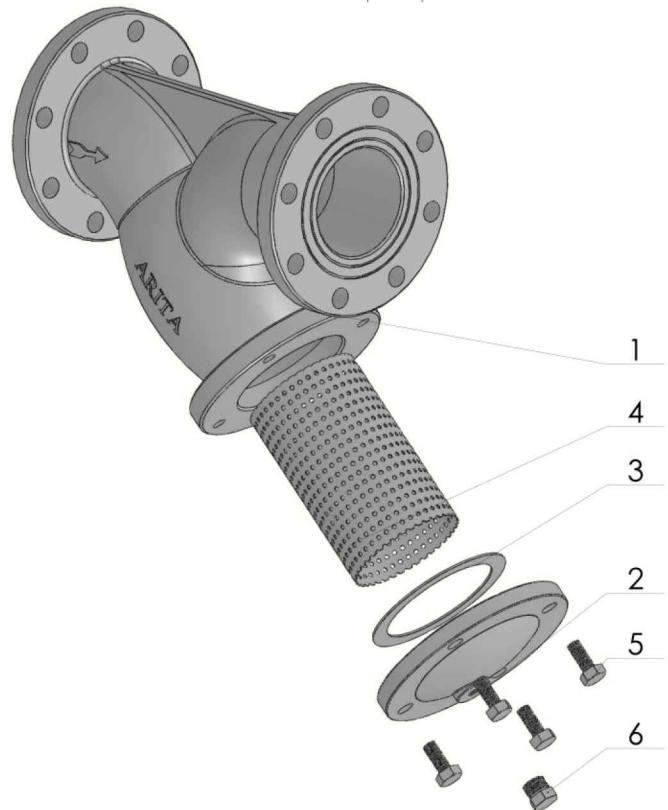
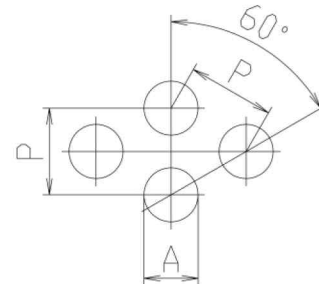
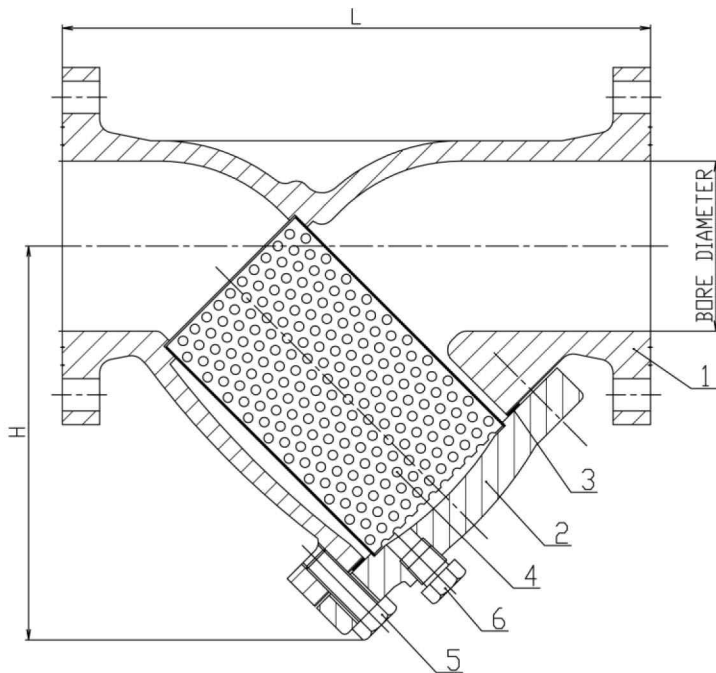
## Dimension in mm (CLASS 125)

SIZES		BORE DIAMETER	L	H	Cv	WT KG
DN	In.					
40	1 1/2	40	193	110	26	6
50	2	50	234	160	50	9
65	2 1/2	65	270	190	94	14
80	3	80	295	210	160	17
100	4	100	355	260	260	29
125	5	125	400	300	480	44
150	6	150	455	330	750	54
200	8	200	554	400	1300	90
250	10	250	660	500	2300	136
300	12	300	795	600	3000	213
350	14	350	910	650	5400	225

Note : Cv = US Gallon per minutes

### Screen Dimensions

Size	A	P	Thickness
1 1/2"~4"	1.5	3.0	0.5
5"~10"	3.0	5.0	0.7
12"~14"	5.0	8.0	0.8



### Pressure Test

Working Pressure	Hydrostatic Test	
200 psi	Body	300 psi

### Pressure - Temperature

Temperature °C	-10 ~ 120	150	180	200
Pressure psi (Kgf/cm <sup>2</sup> )	145 (10.0)	130 (9.0)	123 (8.5)	116 (8.0)

\* Note: For non-shock water, at 120°C, the allowable pressure is 200 psi (14kgf/cm<sup>2</sup>)

### Design Standard:

ANSI B16.1  
ARITA Std.  
API 598

Flanged Ends  
Face to Face Distance  
Pressure Test



A MEMBER OF UNIMECH GROUP, MALAYSIA

The contents of this literature are for informative purposes only. Arita is not responsible for suitability or compatibility of these products in relation to system requirement. For specific requirements, consult Arita or its distributors. Arita reserves the right to change or modify product design without prior notice.

©2010 Arita Valve ARF-805FE (A)

12/10

ARITA is a registered trade mark of Unimech Group, Malaysia.